


You can use your favorite colors to decorate the cover!



MARCOPOLO

**SUMMER
CAMP**

• 2020 •

June 2020
Nature Explorer

Week Four
June 22nd to June 26th

Reptile World

Name

This week,
your child will...
**Explore the reptile
group and the
habitats in which
they survive.**

Learning Objectives:

- Learn about animal classification
- Learn about animal habitats
- Learn the features of animals that help them survive.

Daily Video Lessons

Monday
Lizard




Tuesday
King Cobra

Wednesday
Tortoise

Thursday
Basilisk Lizard

Friday
Nile Crocodile

Target Skills

-  Classifying
-  Comparing
-  Inferring

Keywords

- Reptile
- Prey
- Cold-blooded



For more information on our
Summer Camp program, visit

www.marcopololearning.com/summercamp.html





Science Time


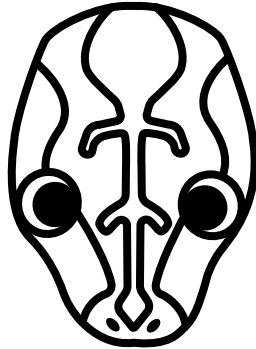
Snakes and legless lizards look alike.

Observe carefully and
color in the real snake!


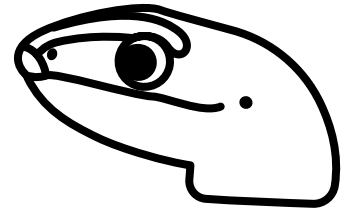
Snakes have forked
(split) tongues.



Snakes do NOT
have eyelids.



Snakes do NOT
have ear holes.



Good to Know!

Observe characteristics that aid in classification.

Tip

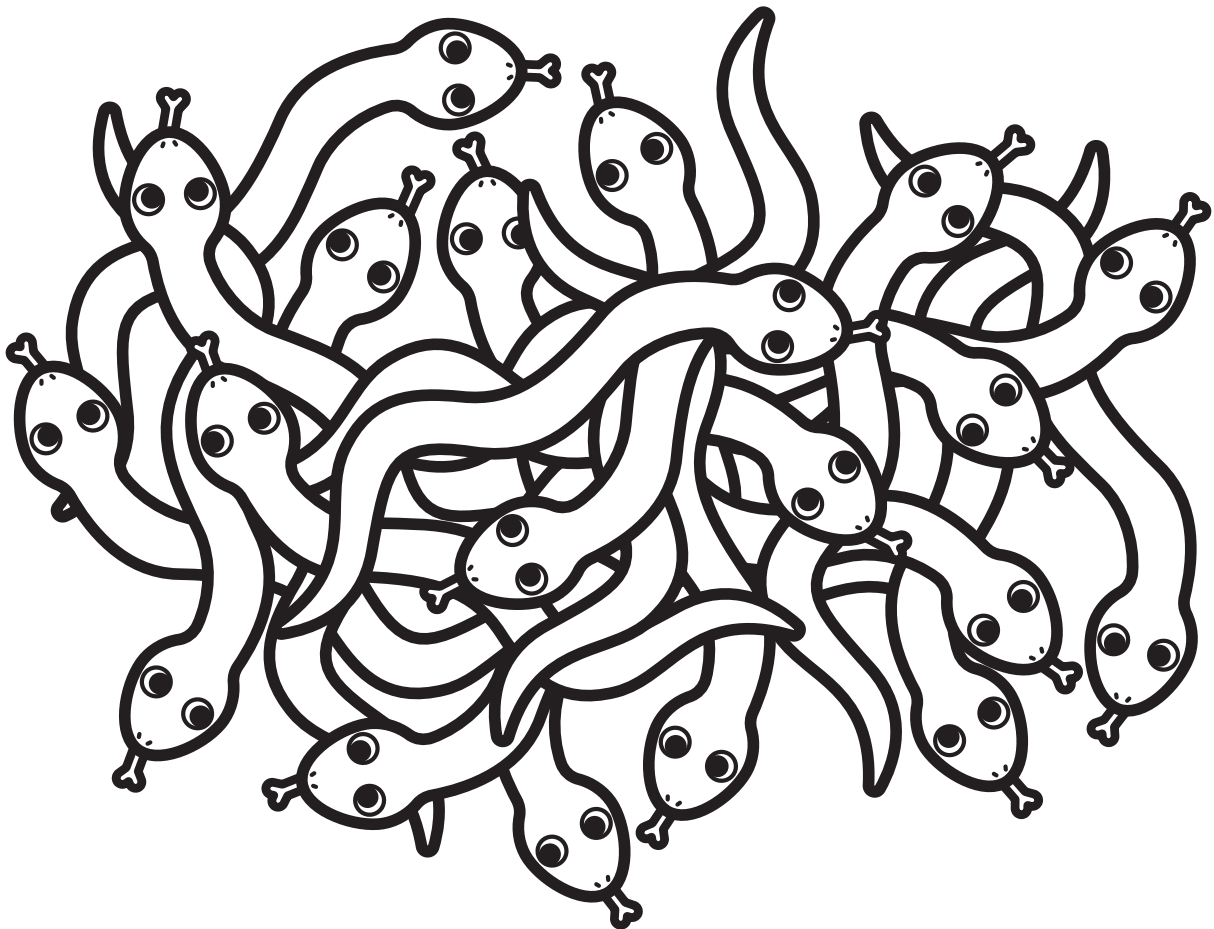
Ask how these features might help an animal.



Math Mysteries

Some snakes huddle together to keep warm.

How many snakes can you count here?



How many snakes?

Good to Know!

One-on-one counting skills when items are not grouped.

Tip

Encourage your child to check off a snake if it was already counted.




Word Wonders

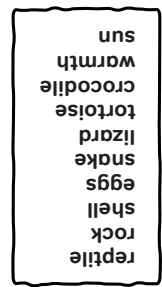


Use the picture and the word box for clues.

Complete this reptile crossword!

Across



Down



Word Box

Good to Know!

Initial sound recognition, letter identification and counting.


Tip

Ask your child what other words they think should be included in the reptile crossword.



Problem Solvers

Help the reptile find a sunny place to warm up!



Good to Know!

Encourages creativity and problem solving.


Tip

Ask your child why reptiles need to live in warm places.



Problem Solvers

Draw your own maze to help your reptile cool down in a shady place!



Good to Know!


Encourages creativity and problem solving.

Tip

Ask your child if there is more than one route to get to the end of their maze.



Story Time



You borrow a superpower from a reptile and spend a day with them!

Write a story about your
adventure together below...

First:



Then:



Finally:

Good to Know!

Encourages creativity
and sequencing.

Tip

Ask your child who their characters are in
their story.



Activity Menu

Now it's time to **GO!** Use what you've learned to try these activities.

Choose one activity from each block...



Critical Thinking



How are reptiles different from humans?

Look at some pictures and think of 3 ways that they are different.



Reptiles need sunny places to keep warm.

Investigate around your home to find where the warmest, sunniest places are.



Communication



What would you like to ask a reptile?

Write down your interview questions.



Make a book about...

...at least two different reptiles that meet each other.



Collaboration



Pretend that you and your friends are discovering reptiles in the wild.

Where will you go?
Which ones will you find?



Pick a reptile...

E.g. Turtle. See how many words you can come up with together that have the same beginning letter.



Creativity



Design your own reptile!

Draw a picture of what your reptile looks like and where it lives.



Imagine that you are a tortoise with your own shell...

Use recycled materials to make a shell for yourself! Remember, a tortoise can hide most of its body inside the shell.

Weekly Badge

A huge well done to you, for completing **week four** of MarcoPolo Summer Camp! You've earned your...

Reptile World Badge!

