

You can use your favorite colors to decorate the cover!



June 2020
Nature Explorer

Week One
June 1st to June 5th

Amazing Predators

Name


This week,
your child will...
**Learn about the
top predators,
their body
features and
special abilities.**

Learning Objectives:

- Learn about structures and functions of an animal's body that aids in its survival
- Learn about behaviors that help animals survive

For more information on our Summer Camp program, visit

www.marcopololearning.com/summercamp.html



Daily Video Lessons

Monday
Great White Shark

Tuesday
Lion

Wednesday
Cassowary

Thursday
Tarantula

Friday
Tyrannosaurus Rex

Target Skills

-  Observing
-  Critical thinking
-  Drawing conclusions

Keywords


- Predator
- Carnivore
- Burrow
- Prey



Science Time

A predator is an animal that catches other animals for food. Predators have skills and body parts that help them catch other animals.

Make your own predator!



Good to Know!

Promotes engineering and problem-solving skills.

Tip

Ask your child to tell you more about what the predator can do that helps it survive.



Math Mysteries

Figure out these math mysteries by counting and using the pictures.

How many got away?

1

There were 5 fish



Along came a shark



Swim, fish, swim!

Now, there's only 1 fish left



How many swam away?

.....

2

There were 7 mice



Along came an owl



Run, mice, run!

Now, there's only 3 mice left



How many ran away?

.....

Good to Know!

Teaches your child part-part-whole, which strengthens addition and subtraction skills.

Tip

Have your children draw the missing animals and add everything together.




Math Mysteries

(Continued from page 4)


How many got away?

3

There were 6 bugs



Along came a tarantula



Fly away bugs!

Now, there's only 5 bugs left

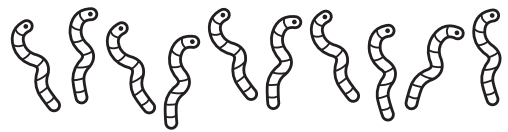


How many flew away?


.....

4

There were 10 worms



Along came a bird



Hide, worms, hide!

Now, there's only 1 worm left



How many ran away?

.....

Good to Know!

Teaches your child part-part-whole, which strengthens addition and subtraction skills.

Tip

Have your children draw the missing animals and add everything together.



Word Wonders

We've hidden eight words all linked to predators in the grid below...

Can you find all eight words?

a	q	c	x	w	i	s	e	e	k
p	b	i	g	u	l	t	y	o	i
k	f	w	n	g	i	b	d	a	j
h	g	b	d	c	o	f	s	h	e
i	v	e	l	q	a	z	m	j	p
d	c	j	y	g	s	f	a	s	t
e	b	r	a	x	e	h	l	k	c
h	n	d	z	f	b	d	l	a	t
a	x	c	a	t	c	h	k	m	y
r	u	n	m	r	t	e	e	t	h

big
small
run
hide
catch
seek
teeth
fast

Good to Know!

Learn high-frequency words and letter sounds.

Tip


Read the words back to your child after they find them.



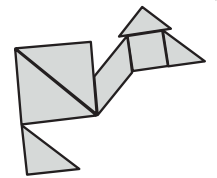
Problem Solvers

Tangrams are a fun, problem-solving activity for children of all ages. Carefully cut around the diagram below and then move and rotate the shapes.

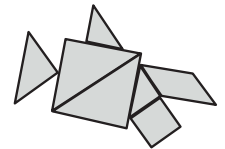
Make as many predators as you can!



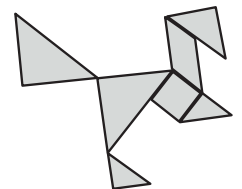
Inspiration



▲ Cassowary



▲ Shark



▲ Velociraptor

Good to Know!

Develops your child's spatial ability and problem-solving skills.

Tip

Ask your child what other shapes or images they can make with the cut-outs.



Story Time

Can a bird be friends with a worm?

Create a story about that and write it below...



First:

Then:



Finally:

Good to Know!

Develops your child's sequencing and writing skills.

Tip

Ask you child to label pictures or add a caption.



Activity Menu

Now it's time to **GO!** Use what you've learned to try these activities.

Choose one activity from each block...



Critical Thinking



Go outside and find 1 predator

Think about what would change if that predator disappeared.



Go outside and observe birds

How can you tell if a bird is a herbivore or carnivore?



Communication



Call a family member...

...and teach them 3 things about predators.



Write a top 5 predator facts list

Share your list during dinner.



Collaboration



Plan a pretend game with the following animals:

Owl, Shark, T-Rex



Write the name of a pretend predator

Ex. Ton Tooth. Have your partner draw how they imagine it would look like.



Creativity



Using only triangles...

...draw a predator you are interested in.



Collect leaves

Arrange them to make an image of a predator animal.

Weekly Badge

A huge well done to you, for completing **week one** of MarcoPolo Summer Camp! You've earned your...

Amazing Predators Badge!

